

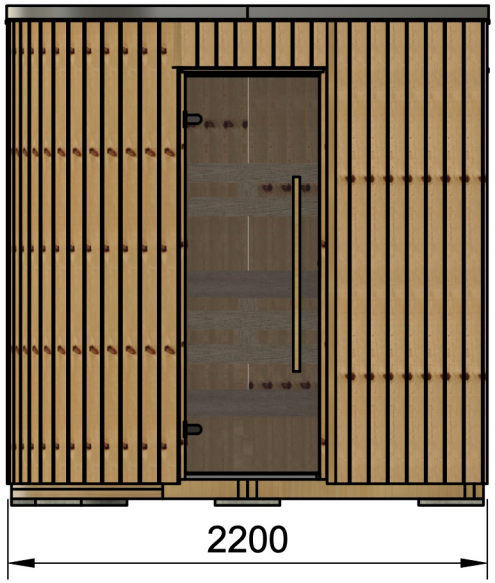

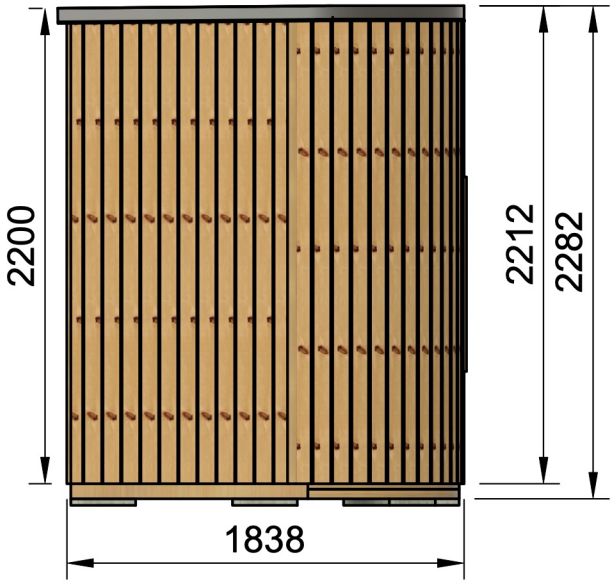

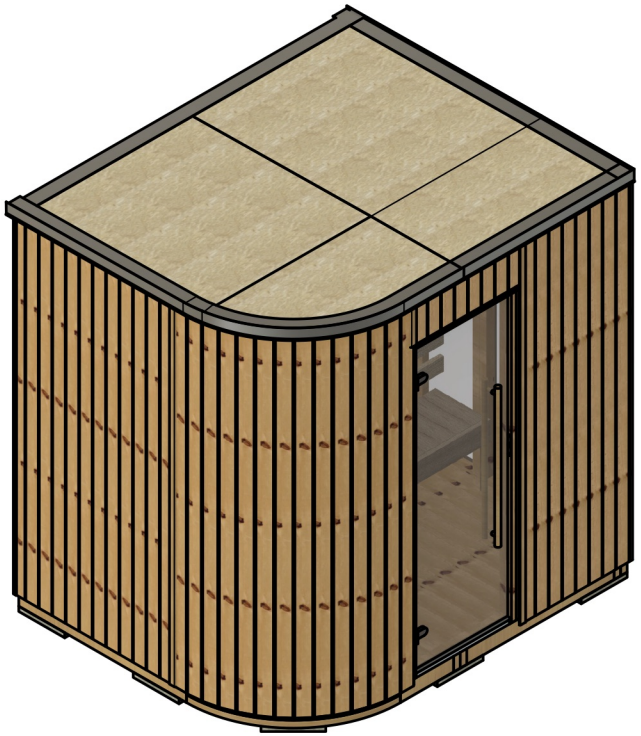



Name-Name-Nom Curved S	Page-Seite-Page 1/7
View-Aussicht-Vue Curved S VIEWS	Scale-Maßstab-Scale 1:35
Material-Material-Matériel BadstuNorge	Date-Datum-Date 17/11/2026
Drawer-Zeichner-Rédacteur	File

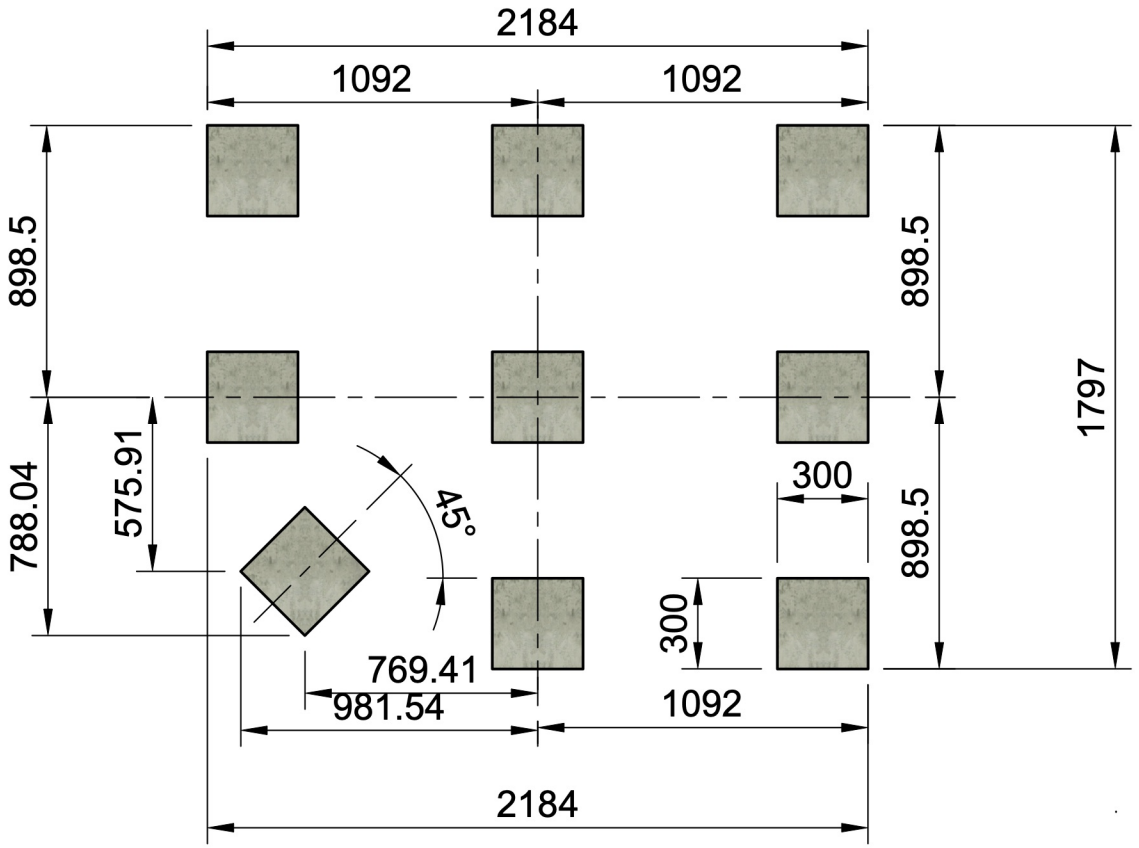

Name-Name-Nom Curved S	Page-Seite-Page 2/7
View-Aussicht-Vue Curved S FOUNDATION PLAN	Scale-Maßstab-Scale 1:25
Material-Material-Matériel BadstuNorge	Date-Datum-Date 17/11/2026
Drawer-Zeichner-Rédacteur	File

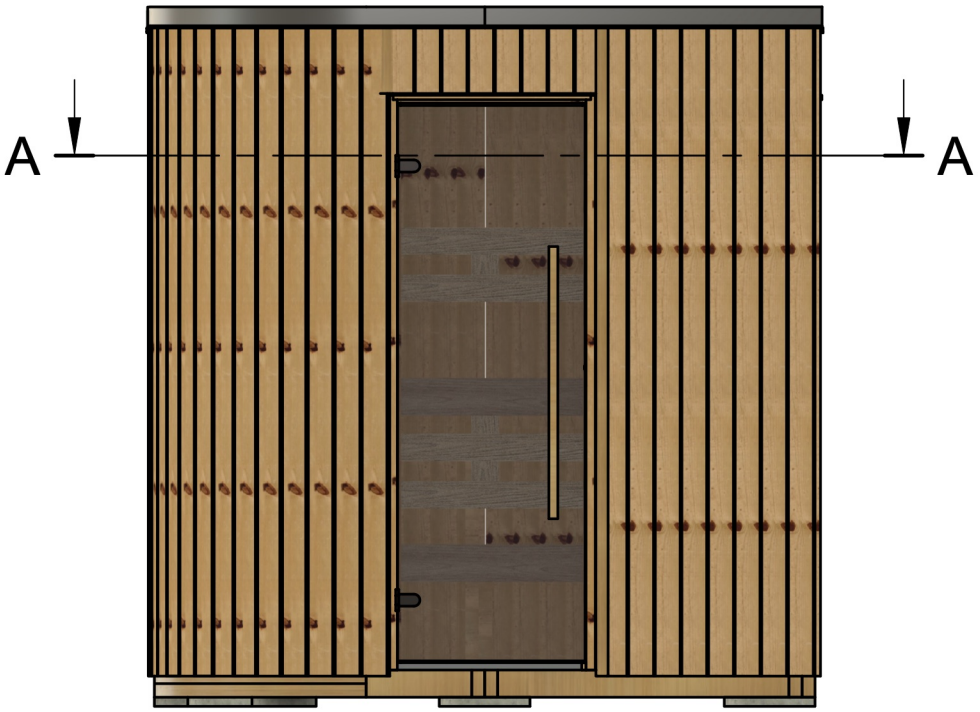

A-A (1:25)

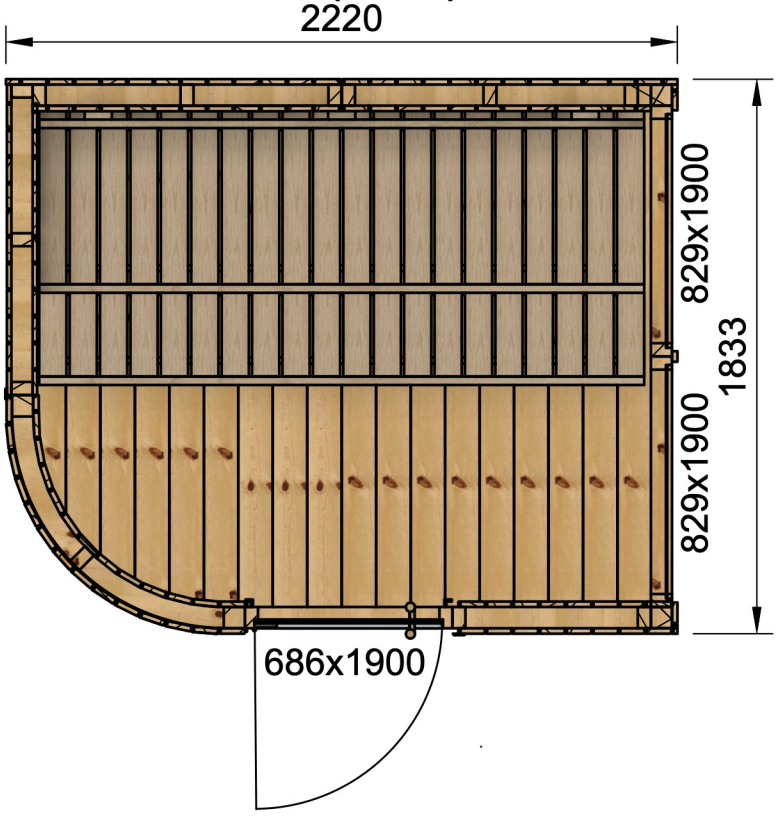

Name-Name-Nom Curved S	Page-Seite-Page 3/7
View-Aussicht-Vue Curved S PLAN	Scale-Maßstab-Scale 1:25
Material-Material-Matériel BadstuNorge	Date-Datum-Date 17/11/2026
Drawer-Zeichner-Rédacteur	File

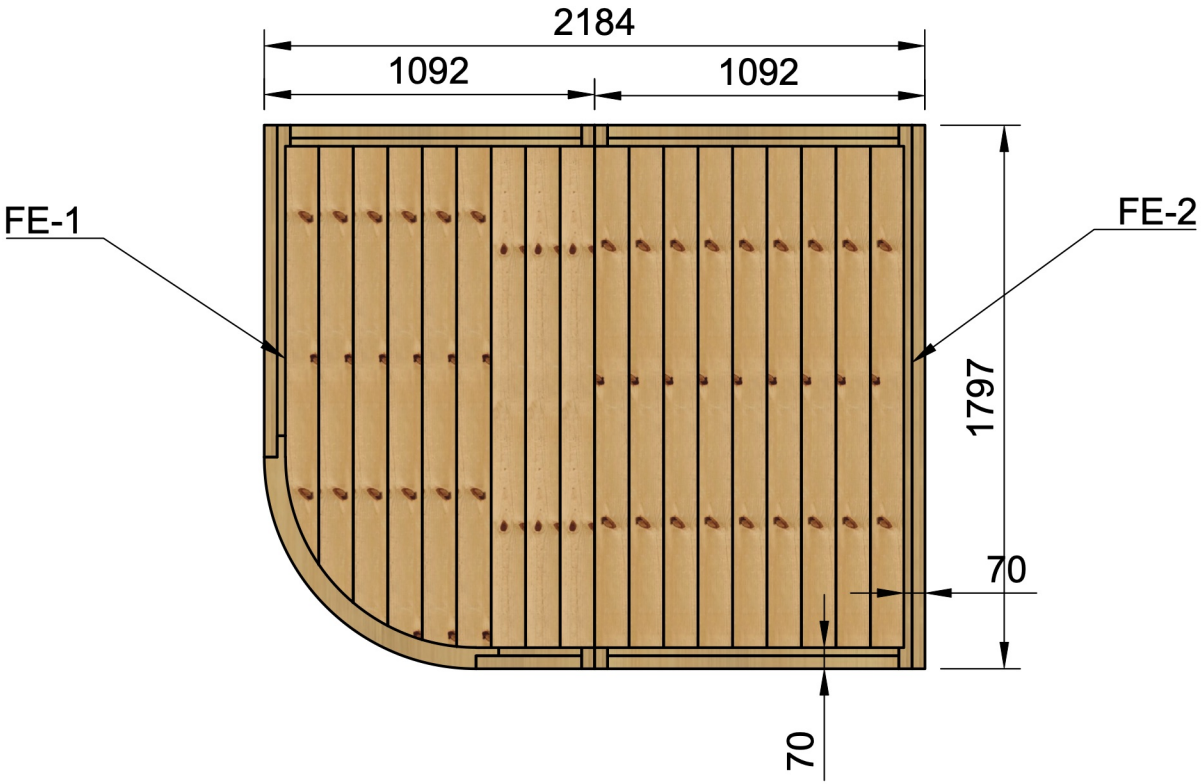

Name-Name-Nom Curved S	Page-Seite-Page 4/7
View-Aussicht-Vue Curved S FLOOR PLAN	Scale-Maßstab-Scale 1:25
Material-Material-Matériel BadstuNorge	Date-Datum-Date 17/11/2026
Drawer-Zeichner-Rédacteur	File

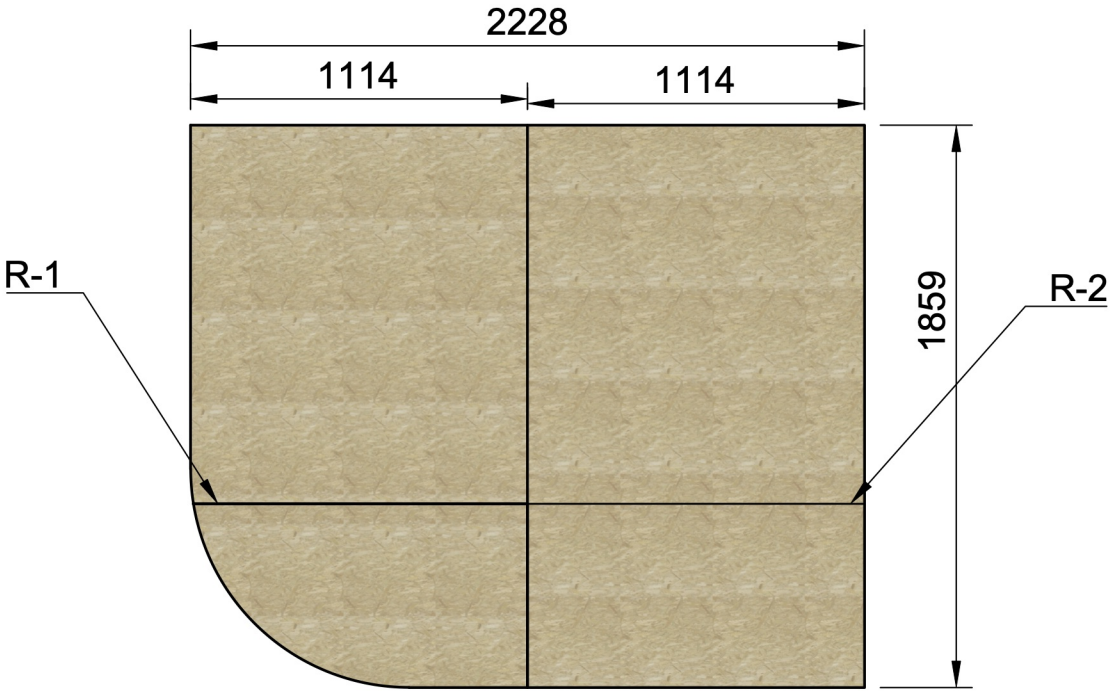

Name-Name-Nom Curved S	Page-Seite-Page 5/7
View-Aussicht-Vue Curved S FLOOR PLAN	Scale-Maßstab-Scale 1:25
Material-Material-Matériel BadstuNorge	Date-Datum-Date 17/11/2026
Drawer-Zeichner-Rédacteur	File

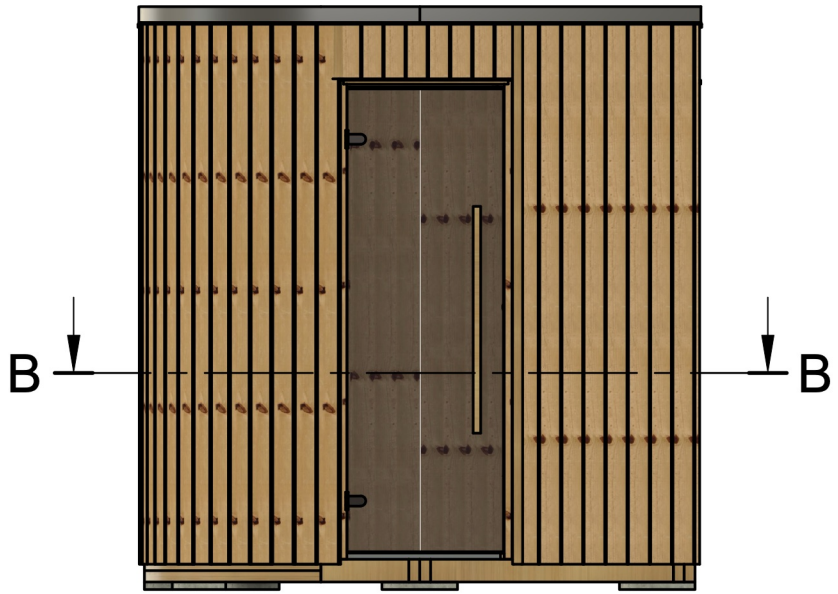



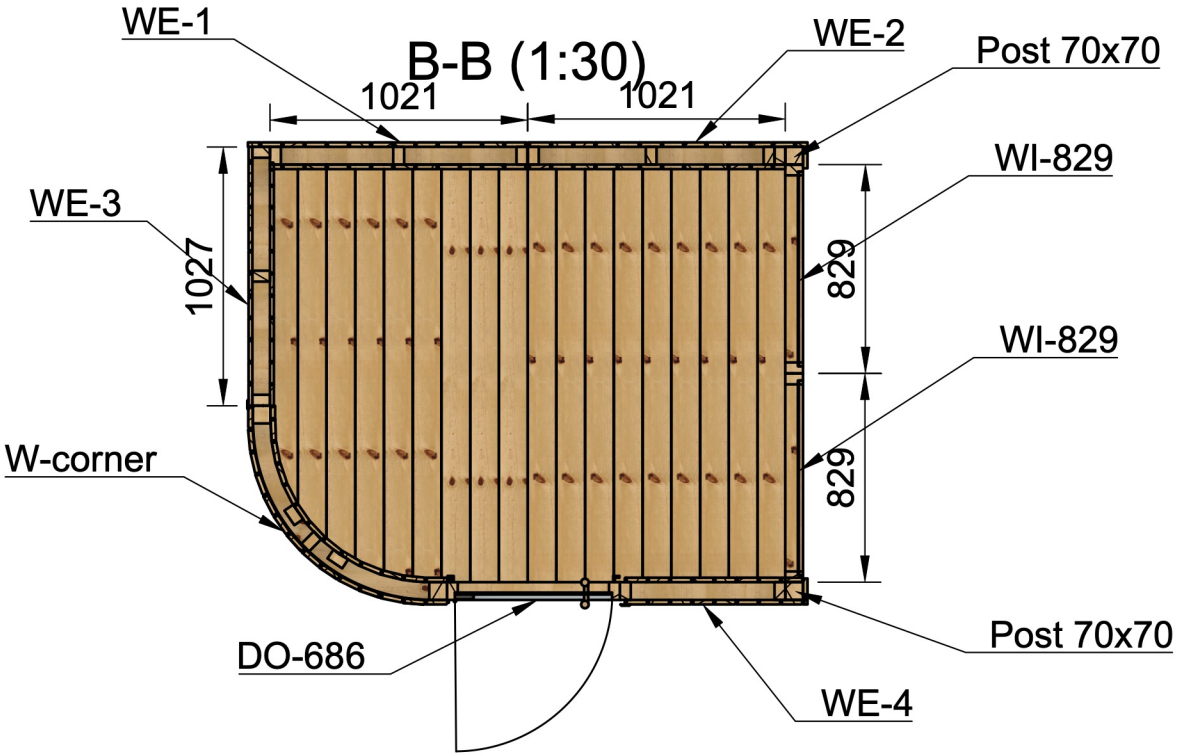

\# - cut to length

Name-Name-Nom Curved S	Page-Seite-Page 6/7
View-Aussicht-Vue Curved S FLOOR PLAN	Scale-Maßstab-Scale 1:30
Material-Material-Matériel BadstuNorge	Date-Datum-Date 17/11/2026
Drawer-Zeichner-Rédacteur	File

C-C (1:20)

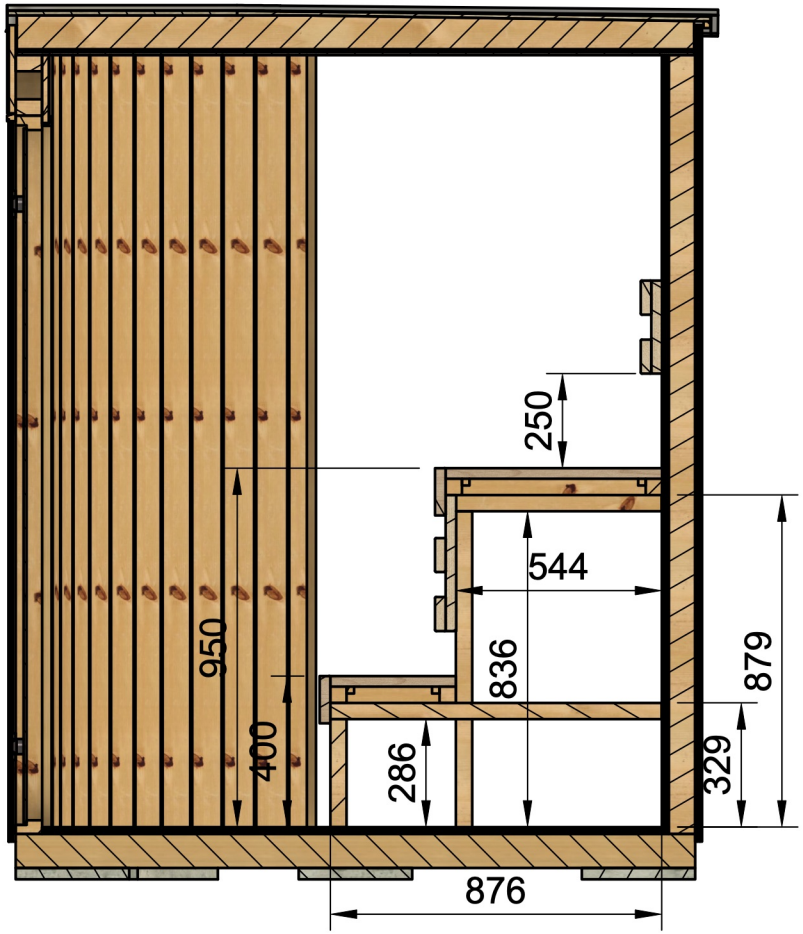

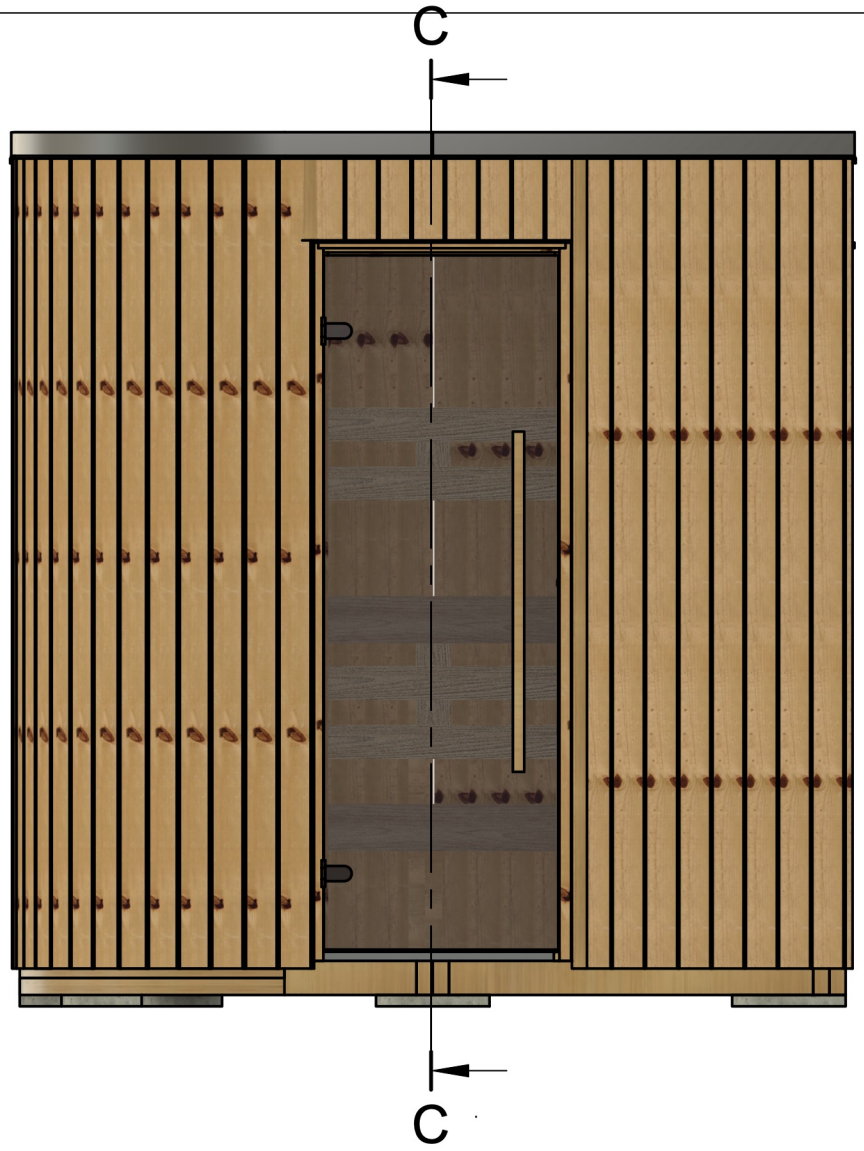

Name-Name-Nom Curved S	Page-Seite-Page 7/7
View-Aussicht-Vue Curved S VIEWS	Scale-Maßstab-Scale 1:20
Material-Material-Matériel BadstuNorge	Date-Datum-Date 17/11/2026
Drawer-Zeichner-Rédacteur	File

Curved S piece list			
Pos	Description	Dimension	Pcs
F-1	Floor element left		1
F-2	Floor element right		1
W-1	Wall element rear left		1
W-2	Wall element rear right		1
W-3	Wall element left		1
W-4	Wall element front		1
WI-829 rear	Window element 829 rear		1
WI-829 front	Window element 829 front		
Post	Cormer post 70x70	2060	2
W-corner	Corner element		1
DO-686	Door element 686		1
18x35	Window 829 to window 829 element joint slat internal 18x35	1855	2
18x35	Window 829 to window 829 element joint slat external 18x35	1905	1
18x35	Internal corner joint cover strip 18x35optional #	2042	5
	Sauna bench support beam 1 #	43x43x350	3
	Sauna bench support beam 2 #	43x43x600	3
	Sauna bench support beam 3 #	43x43x900	3
	Sauna bench support beam 4 #	43x43x900	3
	Sauna bench 600x2000		1
	Sauna bensch 360x2000		1
	Sauna backrest 246x2000		1
	Sauna bench spacer 360x2000	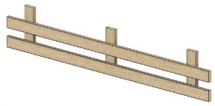	1
	External window 829to 829 lowelling slat 21x23x1700 #		1
	Internal corner slat window 829 to window 829 25x25x1700 #		1

- cut to length

Name-Name-Nom: Curved S	Page-Seite-Page: 1/2
View-Aussicht-Vue: Piece list and additional material	Scale-Maßstab-Scale: 1:10
Material-Material-Matériel: BadstuNorge	Date-Datum-Date: 12/11/2026
Drawer-Zeichner-Rédacteur	File

Curved S piece list			
Pos	Description	Dimension	Pcs
	Angle bracket 40x40	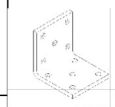	6
	Screw for roof element mount	Ø6x180	14
	Screw for wall element mount	Ø5x120	45
	Screw for wall and floor element mount	Ø5x100	40
	Screws for saunabenches support frame	Ø4,5x70	25
	Screws for bench spacer and backrest mounting	Ø4,5x70	6
	Screwsfor window to door element mounting	Ø4,5x60	30
	Nail for gladding mounting	2,5x60	60
	Screw for angle bracket	Ø3,5x35	24
	Nail for cover strip	1,4x40	50
	Scew for roof profile mount(wronic black covering)	Ø4.2x25	35
	Roof eaves, gable profile (black)	set	1
	Internal wall element joint slat 40x5mmx2042		2
	External wall element joint slat 40x5mmx2145		3
	Wind barrier tape		

- cut to length

Name-Name-Nom Curved S (glass corner)	Page-Seite-Page 2/2
View-Aussicht-Vue Piece list and additional material	Scale-Maßstab-Scale
Material-Material-Matériel BadstuNorge	Date-Datum-Date 12/11/2026
Drawer-Zeichner-Rédacteur	File